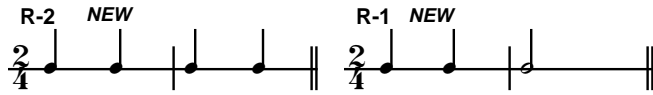
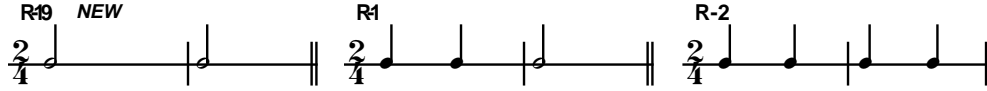


Rhythmic Flashcard Reading Option for *Cowboy Ballad*, *Stepping and Skipping*, and *Notes*



Rhythmic Flashcard Reading Option for *Practice Every Day*



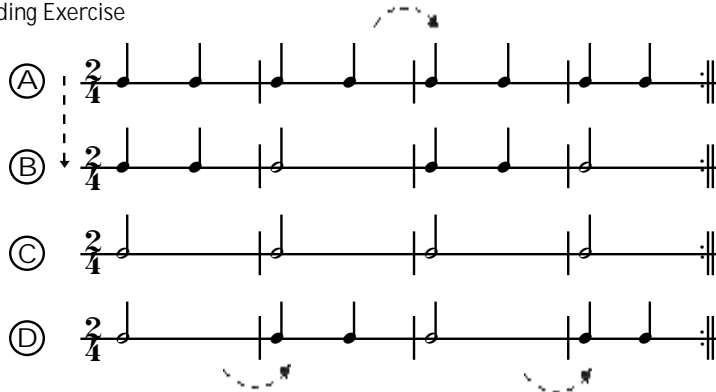
**RHYTHMIC READING EXERCISE -** The rhythmic reading exercise is designed to develop pattern reading skills and musical independence. It can be employed to individualize group instruction. Following are suggestions for the use of the *Rhythmic Reading Exercise*.

1. Assign lines (A, B, C, D) to students based on their rhythmic reading achievement.
2. Read (Sing, Say, or Play) through the exercise by line (A, B, C, D) with or without accompaniment.
3. Snake through the exercise one measure at a time to encourage pattern reading. (Follow the arrows - 1st measure of Line A, down to 1st measure of Line B, down to 1st measure of Line C, down to 1st measure of Line D, over one measure of Line D and up to 2nd measure of line C, up, up, over, down, down, down, over, up, and so on ending at the last measure of Line A.)

Tch's Ed. CD-2

#90  
Background  
Music in 2s

Rhythmic Reading Exercise



**RHYTHMIC ROUND** — A specially composed series of rhythmic patterns that allows two or more individuals to create interesting rhythmic effects by starting the round at different times. After the first individual or group begins, the second group enters when the first group gets to number 2. Entrances continue every two bars until all individuals or groups are performing simultaneously and independently.

Tch's Ed. CD-2

#90  
Background  
Music in 2s

Rhythmic Reading Round

